




NATIONAL OPINION POLL

SURVEY REPORT
August 2024




 +254 727 815 626

 info@irs.co.ke

 www.irs.co.ke

INTRODUCTION




Kenya has recently been protesting demanding for change in the government , some of the critical issues raised, include; over taxation, corruption, government expenditure, the escalating high cost of living, economic hardship, unemployment, and poor political and fiscal leadership.

Kenyans took it upon themselves to fight for accountability, proper governance, Extra judicial Killings and firing of incompetent Cabinet Secretaries.

The president supposedly took action and one of the things he addressed was Dissolving the entire Cabinet. Few days later, he Reappointed some of them back to the cabinet and also members of ODM leadership were appointed, now awaiting vetting by the parliament.

Intel research Solutions Limited reached out to Kenyans to share their views on the current state of the nation.

Contents



01

Survey Objectives

02

Methodology Overview

03

Demographics

04

Key Findings

Thematic areas



The direction at which the country is heading

How Kenyans feel about the newly appointed Cabinet secretaries

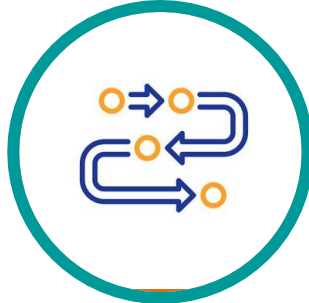
How Kenyans feel about the reappointment of some of the cabinet secretaries

Support of the GenZ Movement

The direction of the Opposition

Key Areas that the Broadband government should prioritize

Methodology Overview

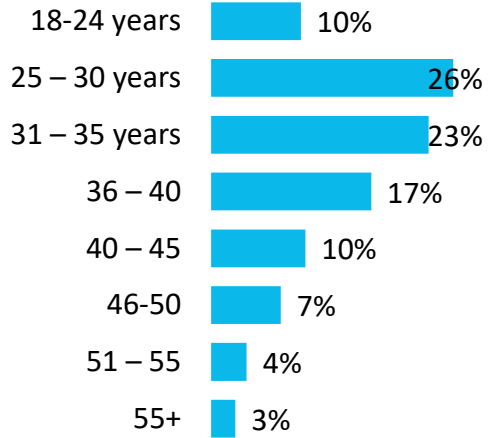


Target	Kenyan Citizens above the age of 18 Years. Study Unit was National. Sampling done to ensure representative sample per region and to the most applicable per County.
Data collection methodology :	Sampling: A national random sample was drawn from the database. A target of more than 40 respondents per region was ensured with concerted efforts to achieve County representation. Regional and county analysis have been provided.
Sampling :	Random Sampling and the interviews were conducted though Call Centre
Sample size :	1000 respondents
Margin of error	3%
	95% confidence level

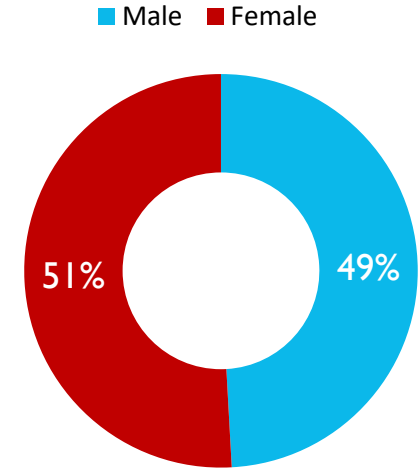


DEMOGRAPHICS

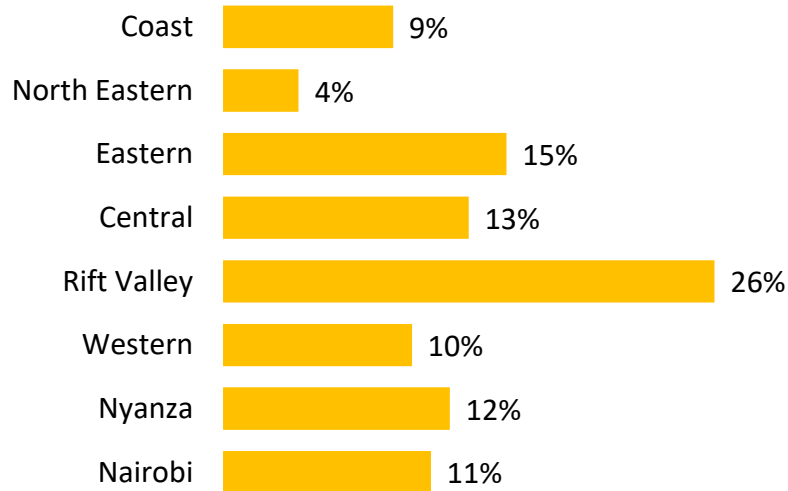
Age



Gender



Region





SAMPLE DISTRIBUTION

REGION	Regional Sample %	Sample Achieved per Region
COAST	9%	91
NORTH EASTERN	4%	40
EASTERN	15%	150
CENTRAL	13%	134
RIFT VALLEY	26%	255
WESTERN	10%	96
NYANZA	12%	123
NAIROBI CITY	11%	111
TOTAL	100%	1000



UNDERSTANDING PUBLIC OPINION ON GOVERNANCE AND SOCIO-ECONOMIC ISSUES IN KENYA

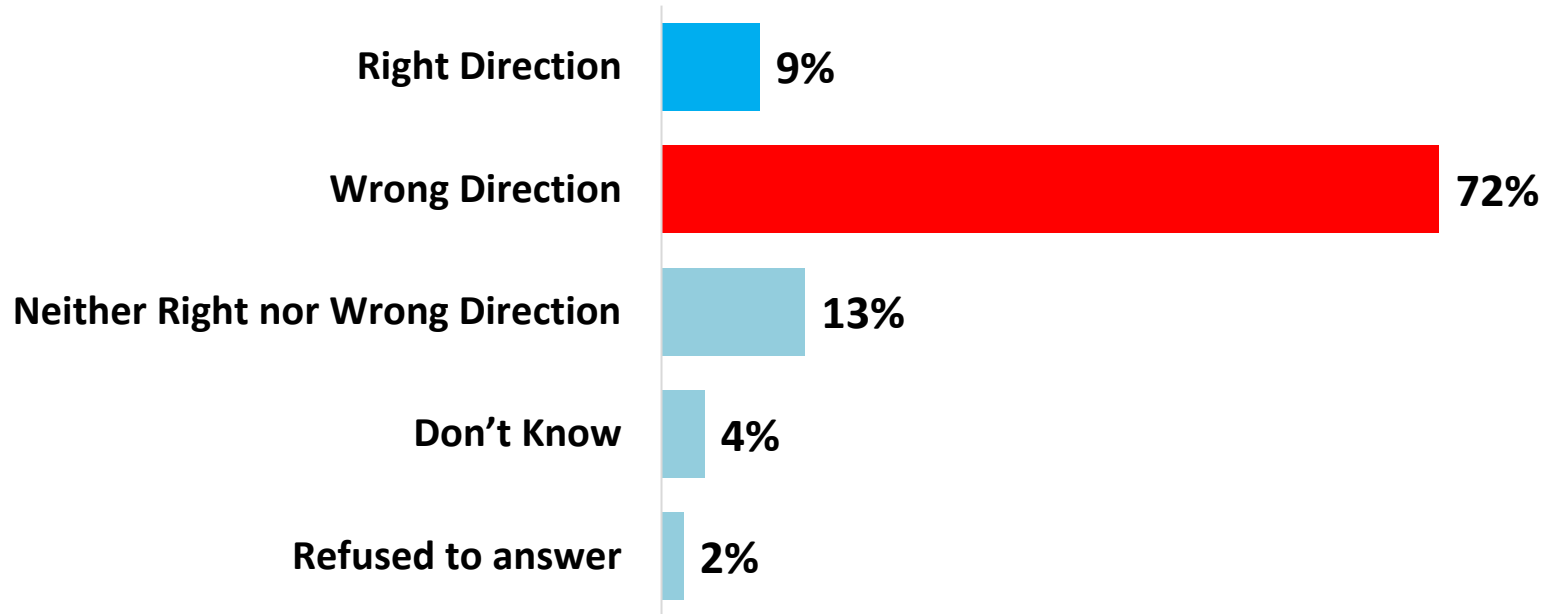
Office Park, Karen, Nairobi, Kenya

 +254 727 815 626

 info@irs.co.ke

 www.irs.co.ke

PUBLIC PERCEPTION OF THE COUNTRY'S DIRECTION



A significant majority of respondents (72%) believe Kenya is headed in the wrong direction, indicating widespread dissatisfaction with current governance and socio-economic conditions. Only a small minority (9%) think the country is on the right track, while 13% are ambivalent, choosing neither right nor wrong direction. Additionally, 4% of respondents are unsure, and 2% refused to answer. This suggests a critical need for governmental and policy reforms to address the concerns of the people.

DIRECTION OF THE COUNTRY: REGION

	Right Direction	Wrong Direction	Neither Right nor Wrong Direction	Don't Know	Refused to answer
North Eastern	28%	49%	10%	7%	6%
Nyanza	18%	68%	13%	-	1%
Western	11%	56%	18%	11%	4%
Nairobi	9%	71%	17%	2%	2%
Rift Valley	8%	63%	19%	6%	3%
Coast	7%	80%	10%	1%	2%
Central	7%	82%	11%	-	1%
Eastern	1%	96%	4%	-	-
Total	9%	72%	13%	4%	2%

- 28% believe the respondents from North-Eastern region indicated that the country is headed in the right direction, which is above the national average of 9%.
- Respondents from Coast, Central, and Eastern region indicated that the country is headed in the wrong direction, significantly above the national average of 72%.
- In the Western, Nairobi, and Rift Valley regions 18%, 17 %, and 19 % respectively responded with "Neither Right nor Wrong Direction," compared to the national average of 13%.

DIRECTION OF THE COUNTRY: GENDER & AGE

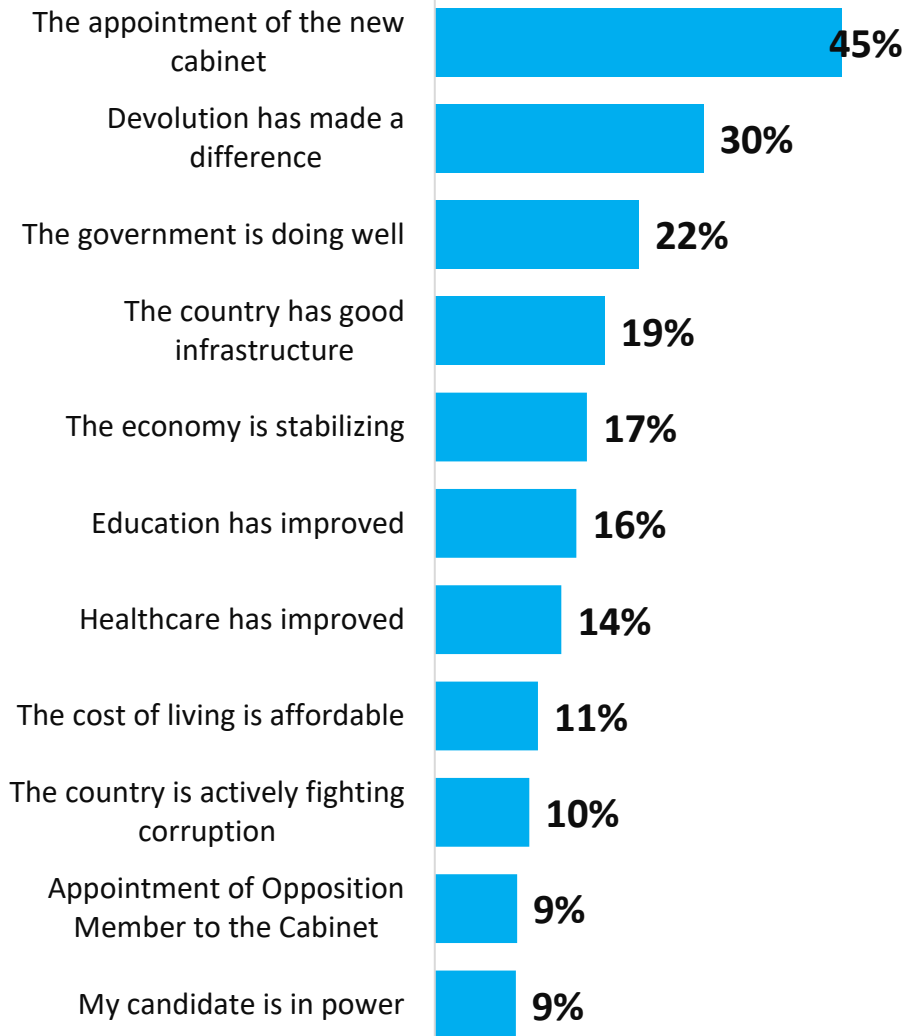
		Right Direction	Wrong Direction	Neither Right nor Wrong Direction	Don't Know	Refused to answer
Gender	Male	11%	71%	12%	5%	2%
	Female	8%	74%	14%	2%	2%
Age	18-24 years	11%	65%	17%	2%	5%
	25 – 30 years	8%	78%	11%	4%	-
	31 – 35 years	6%	74%	13%	4%	3%
	36 – 40	5%	69%	20%	3%	3%
	40 – 45	10%	78%	10%	1%	1%
	46-50	17%	65%	15%	3%	-
	51 – 55	13%	74%	7%	3%	3%
	55+	36%	47%	3%	4%	10%
	Total	9%	72%	13%	4%	2%

- Both males and females exhibit high levels of dissatisfaction with the direction of the country, indicating a shared sentiment of discontent across genders.
- A slightly higher percentage of males (11%) believe the country is headed in the right direction compared to females (8%). This indicates that males might be marginally more optimistic about the country's direction than females
- A slightly higher percentage of females (14%) chose "Neither Right nor Wrong Direction" compared to males (12%). This might suggest that females are slightly more indecisive or uncertain about the country's direction than males.

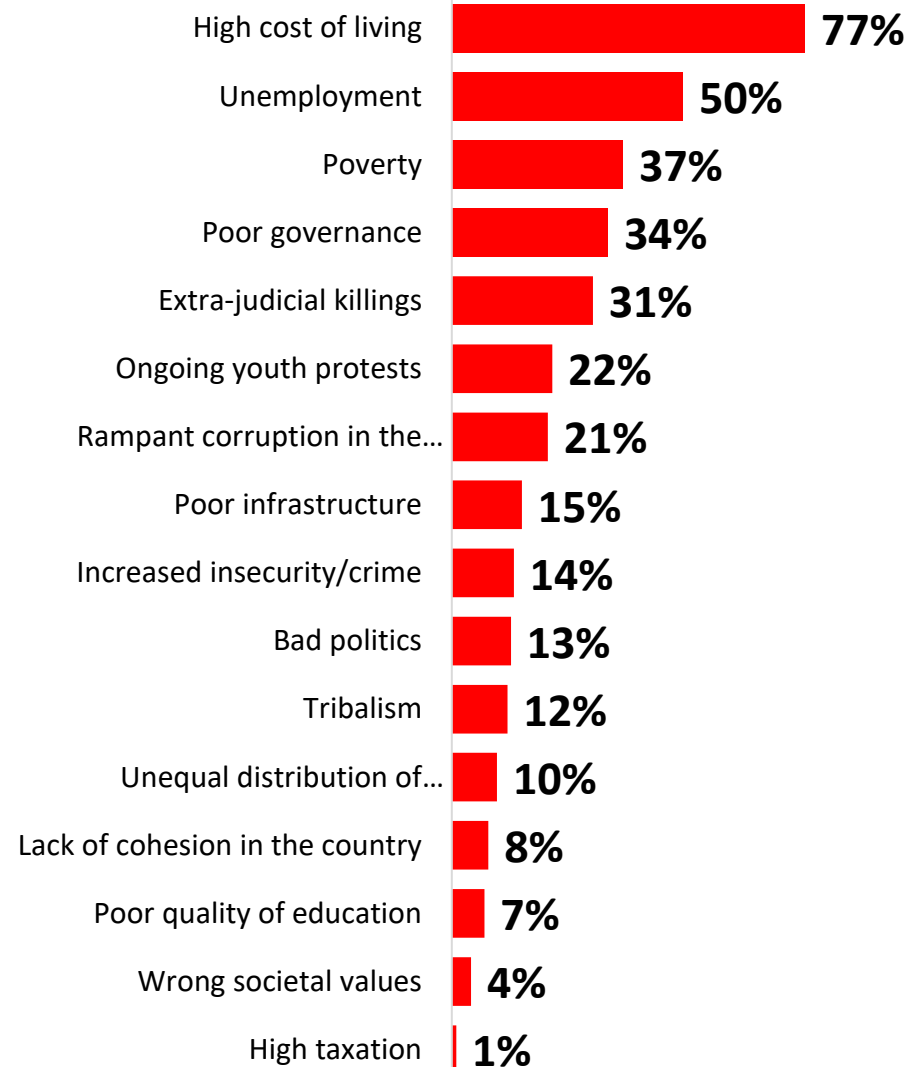
Overall, which direction do you think the Country is headed? Is it headed in the ... [READ OUT]? N=1000

REASONS FOR THE DIRECTION CHOSEN

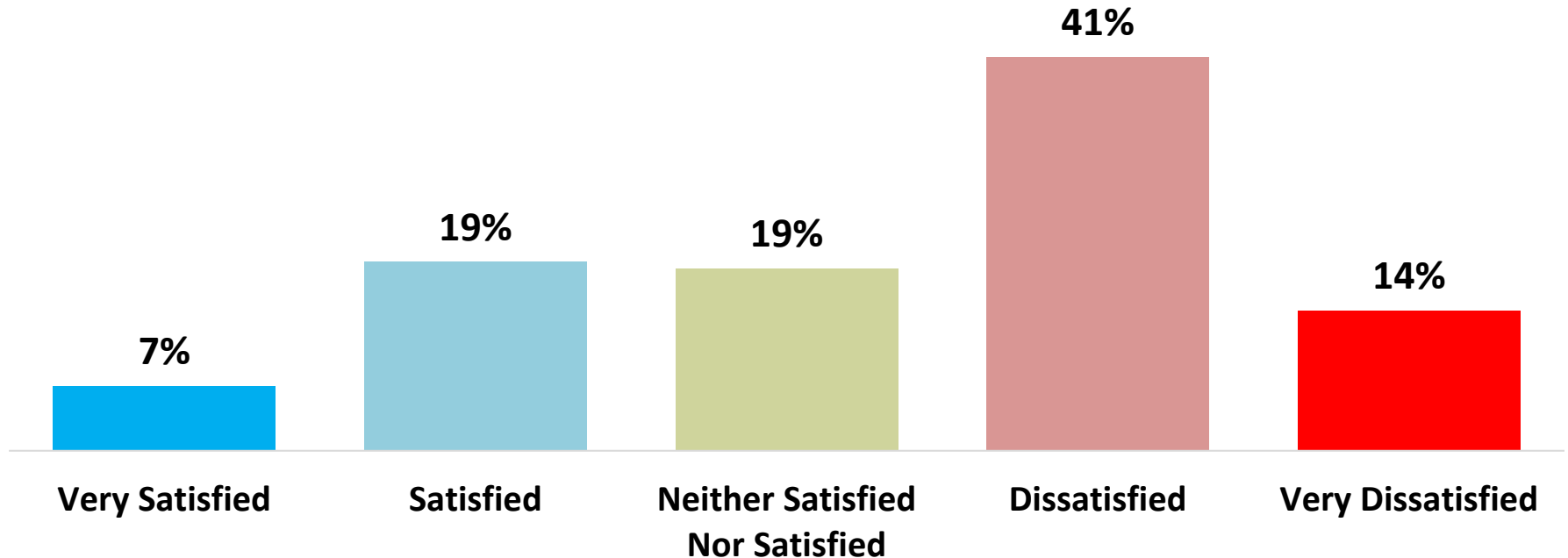
Reasons for right direction N=92



Reasons for wrong direction N=731



SATISFACTION WITH REAPPOINTMENT OF SOME CABINET SECRETARIES



- A majority of respondents are dissatisfied with the reappointment of some cabinet secretaries, with 41% indicating they are dissatisfied and 14% very dissatisfied. This totals to 55% expressing dissatisfaction.
- Only 7% of respondents are very satisfied, and 19% are satisfied, resulting in a combined satisfaction rate of 26%. This indicates that the reappointment has not been well-received by a large portion of the population.
- 19% of respondents are neither satisfied nor dissatisfied, suggesting a notable portion of the population is indifferent or undecided about the reappointments. This could reflect a lack of strong opinions or insufficient information about the reappointed cabinet secretaries.



SATISFACTION WITH REAPPOINTMENT OF SOME CABINET SECRETARIES: REGION

	Very Satisfied	Satisfied	Neither Satisfied Nor Satisfied	Dissatisfied	Very Dissatisfied
Rift Valley	11%	28%	24%	26%	10%
Central	9%	24%	18%	30%	18%
Western	7%	17%	32%	33%	12%
Nyanza	6%	26%	12%	50%	6%
Nairobi	6%	9%	23%	31%	31%
Eastern	3%	9%	5%	66%	18%
North Eastern	2%	38%	32%	24%	3%
Coast	-	4%	11%	71%	14%
Total	7%	19%	19%	41%	14%

- Rift Valley exhibits the highest satisfaction and lowest dissatisfaction levels.
- Eastern and Coast regions show extreme dissatisfaction, with over 80% of respondents dissatisfied.
- Neutral responses are highest in Western and North-Eastern regions, indicating potential indecisiveness or lack of information.

The President dissolved the cabinet and later re-appointed. How satisfied are you with the Reappointment of some of the cabinet Secretaries? N=1000



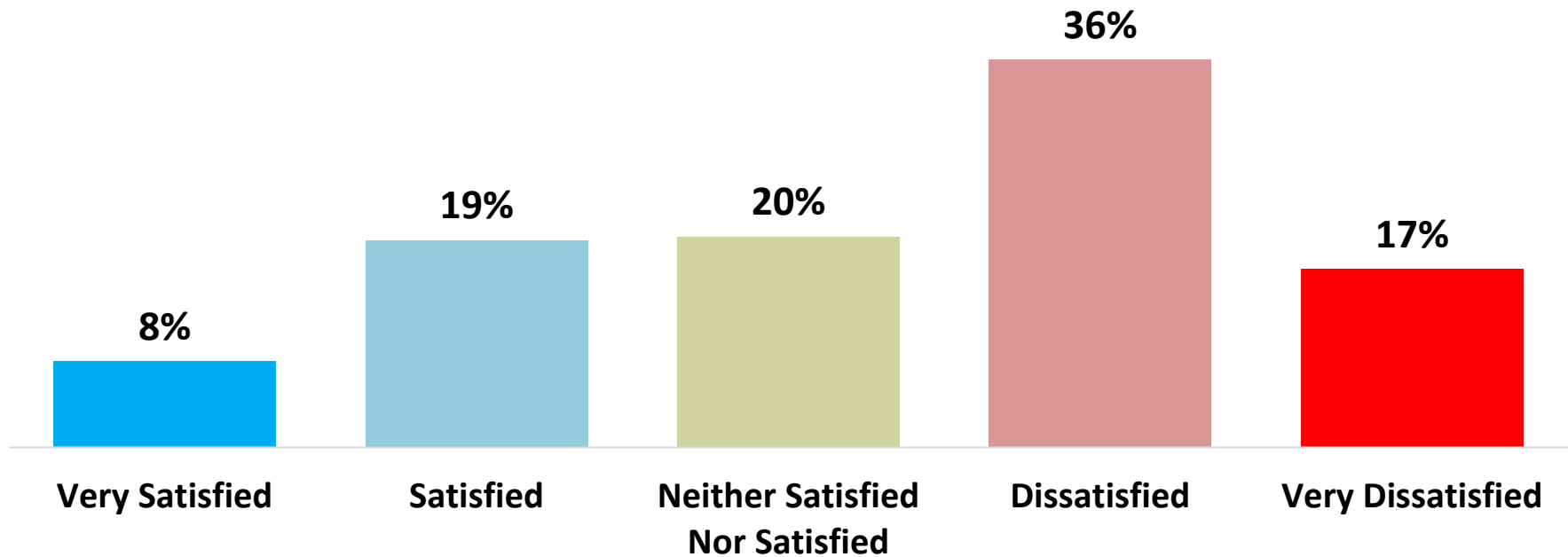
SATISFACTION WITH REAPPOINTMENT OF SOME CABINET SECRETARIES: GENDER & AGE

		Very Satisfied	Satisfied	Neither Satisfied Nor Satisfied	Dissatisfied	Very Dissatisfied
Gender	Male	7%	21%	18%	38%	16%
	Female	7%	18%	19%	43%	13%
Age	18-24 years	9%	20%	31%	23%	18%
	25 – 30 years	8%	21%	19%	36%	16%
	31 – 35 years	7%	16%	15%	48%	14%
	36 – 40	3%	21%	20%	45%	11%
	40 – 45	4%	11%	15%	49%	20%
	46-50	8%	25%	10%	47%	9%
	51 – 55	3%	20%	31%	34%	12%
	55+	17%	35%	16%	14%	18%
	Total	7%	19%	19%	41%	14%

- These insights reveal that dissatisfaction with the reappointment of cabinet secretaries is high across both genders, with females showing slightly higher levels of dissatisfaction.
- Satisfaction levels are low, and neutral responses are consistent, indicating a general sentiment of disapproval and indifference among the public.
- Middle-Aged Groups (31-50) Show Highest Dissatisfaction Levels, indicating potential discontent with current governance among those likely to be in their peak career and family responsibilities phase
- Senior Group (55+) Exhibits Highest Satisfaction, suggesting a more favorable view of the reappointments, possibly due to different expectations or priorities.

The President dissolved the cabinet and later re-appointed. How satisfied are you with the Reappointment of some of the cabinet Secretaries? N=1000

SATISFACTION WITH THE APPOINTMENT OF THE NEW CABINET SECRETARIES



- A total of 53% of respondents are dissatisfied with the new appointments, indicating widespread disapproval.
- Satisfaction levels are low, and neutral responses are consistent, indicating a general sentiment of disapproval and indifference among the public.
- Only 27% of respondents are satisfied with the new appointments, showing that the changes have not resonated positively with the public.
- 20% of respondents are neutral, suggesting a lack of strong opinion or awareness about the newly appointed cabinet secretaries.
- These insights suggest that the newly appointed cabinet secretaries are not viewed favorably by the majority, pointing to potential issues in the government's communication strategy or the performance of the new officials. Addressing public concerns and providing more transparency about the reasons for these appointments could help improve public perception



SATISFACTION WITH THE APPOINTMENT OF THE NEW CABINET SECRETARIES: REGION

	Very Satisfied	Satisfied	Neither Satisfied Nor Satisfied	Dissatisfied	Very Dissatisfied
Nyanza	12%	26%	21%	36%	6%
Rift Valley	12%	28%	21%	27%	12%
Central	10%	20%	26%	28%	16%
Nairobi	9%	11%	26%	19%	35%
Western	8%	18%	26%	33%	14%
North Eastern	5%	37%	23%	32%	3%
Eastern	1%	9%	5%	66%	19%
Coast	-	4%	12%	55%	29%
Total	8%	19%	20%	36%	17%

- There is high dissatisfaction in Eastern and Coast Regions.
- Moderate Satisfaction in Rift Valley and North-Eastern.
- Significant Neutral Responses in Nairobi and Western Regions.
- Coast Region: Shows the lowest level of very satisfied responses (0%) and highest level of very dissatisfied responses (29%).
- These insights reveal regional variations in satisfaction with newly appointed cabinet secretaries, highlighting areas of significant dissatisfaction and regions with more balanced or positive views. This information can be used to address specific regional concerns and improve public perception

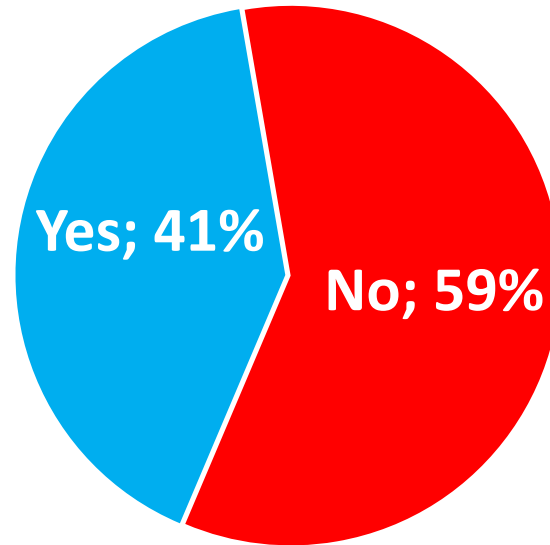


SATISFACTION WITH THE APPOINTMENT OF THE NEW CABINET SECRETARIES: GENDER & AGE

		Very Satisfied	Satisfied	Neither Satisfied Nor Satisfied	Dissatisfied	Very Dissatisfied
Gender	Male	10%	18%	19%	34%	19%
	Female	6%	21%	20%	40%	14%
Age	18-24 years	7%	18%	25%	25%	25%
	25 – 30 years	8%	20%	23%	31%	17%
	31 – 35 years	9%	17%	14%	47%	12%
	36 – 40	4%	20%	21%	43%	11%
	40 – 45	6%	12%	18%	37%	27%
	46-50	13%	23%	15%	35%	14%
	51 – 55	7%	18%	26%	31%	18%
	55+	18%	40%	10%	10%	22%
	Total	8%	19%	20%	36%	17%

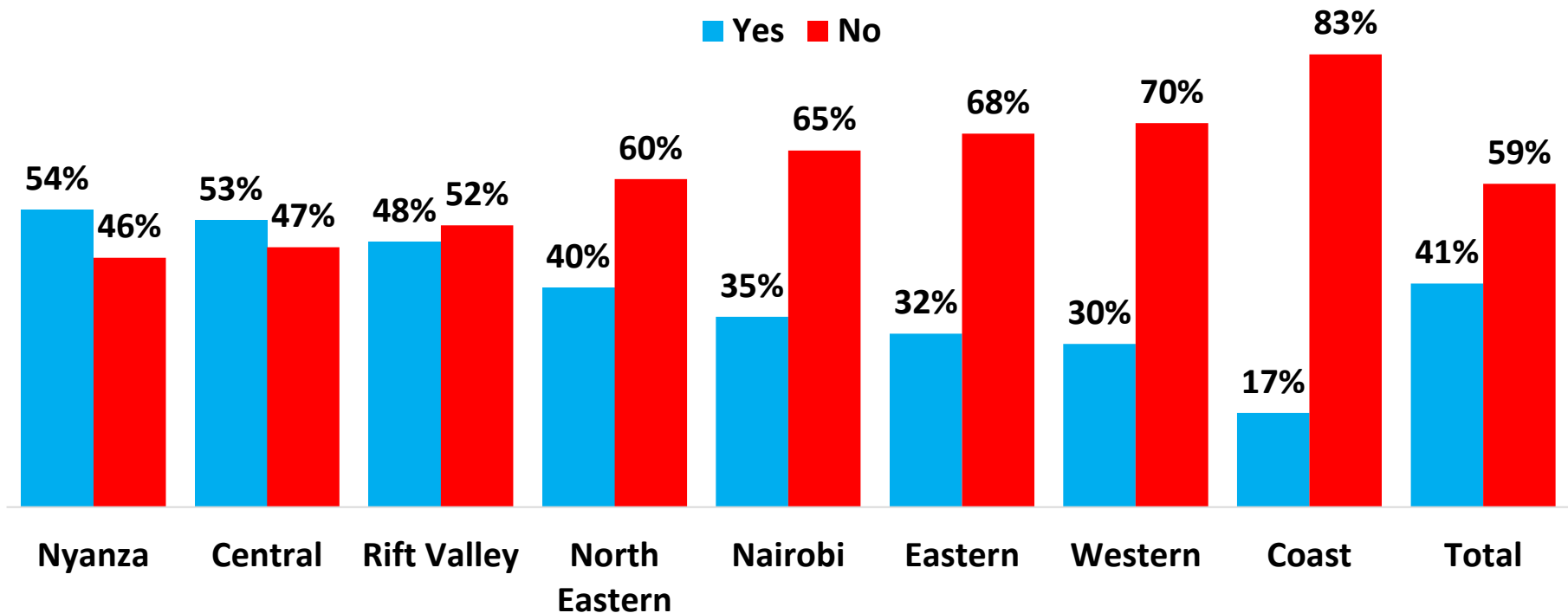
- Females show slightly higher dissatisfaction (54%) compared to males (53%).
- Males report a marginally higher satisfaction rate (28%) compared to females (27%).
- The 55+ Years age group shows the highest satisfaction (58% total satisfaction).
- Younger groups, especially 18-24 Years and 25-30 Years, exhibit lower satisfaction rates (25% and 28% respectively).
- These insights reveal that older age groups generally exhibit higher satisfaction compared to younger groups. The dissatisfaction is notably high among the 40-45 and 31-35 age groups, while satisfaction tends to be higher in the 55+ age group.

WHETHER CABINET NOMINEES FROM ODM WILL PERFORM BETTER THAN THEIR PREDECESSORS



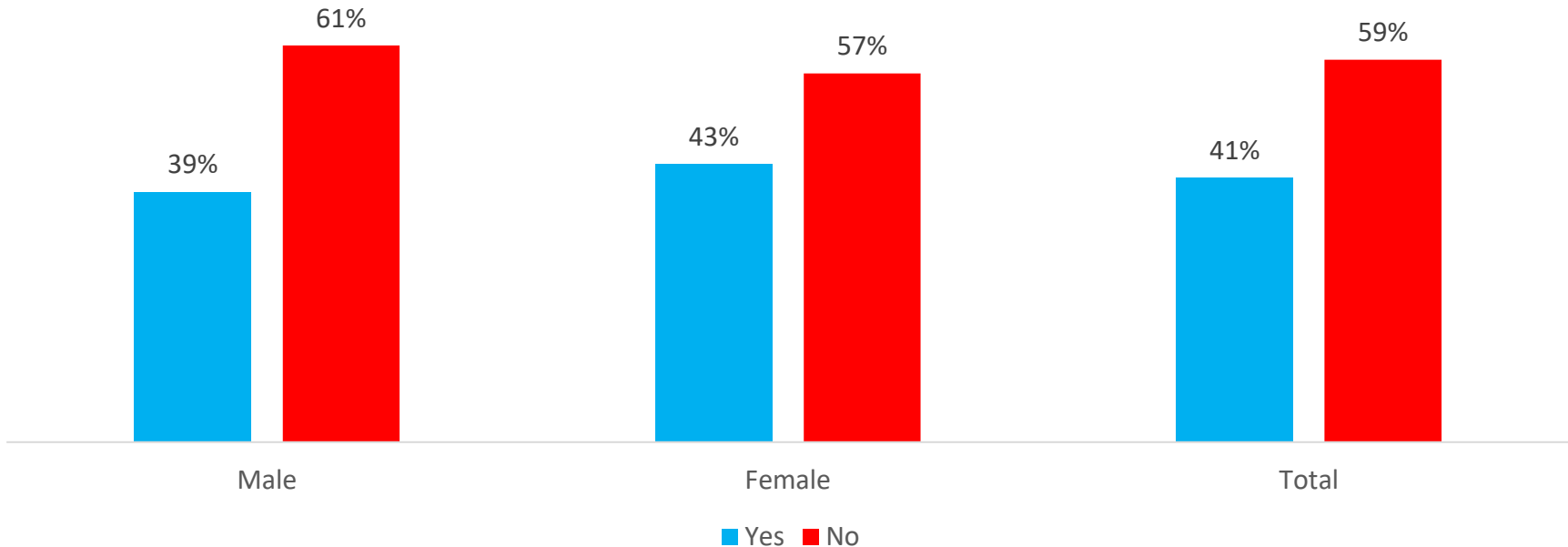
- The majority of respondents (59%) do not believe that the ODM party's cabinet nominees will perform better than their predecessors. This suggests a prevailing skepticism or lack of confidence in the new nominees' ability to improve upon past performance.
- With 41% of respondents expressing optimism, there is a notable portion of the population that is hopeful or believes in the potential for better performance.

WHETHER CABINET NOMINEES FROM ODM WILL PERFORM BETTER THAN THEIR PREDECESSORS: REGION



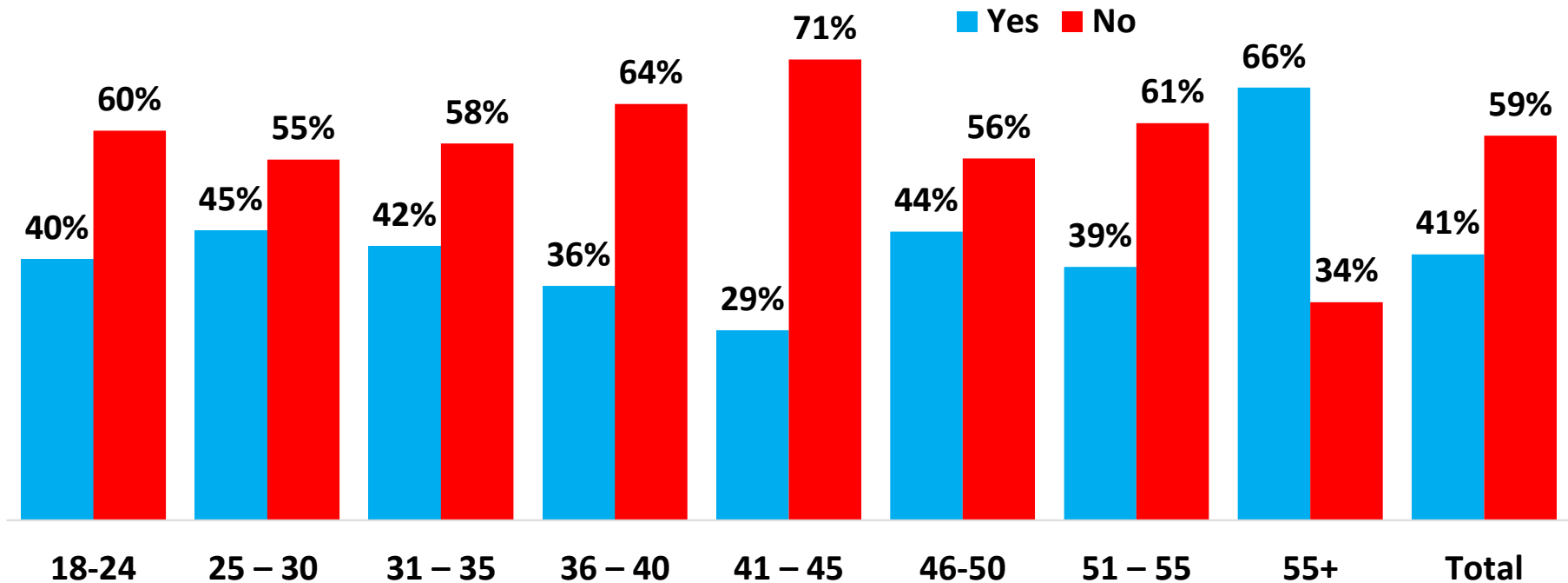
- Nyanza and Central regions show a relatively balanced split, with slight majorities in favor of the nominees performing better (54% in Nyanza and 53% in Central). This suggests some level of optimism in these regions about the new cabinet nominees.
- The highest level of skepticism is observed in the Coast region, with 83% not believing in better performance from the new nominees. This indicates significant discontent or lack of trust in the nominees' potential.
- Eastern and Western regions also show stronger skepticism, with 68% in Eastern and 70% in Western regions believing the nominees will not perform better. This may reflect regional issues or past experiences influencing their views.

WHETHER CABINET NOMINEES FROM ODM WILL PERFORM BETTER THAN THEIR PREDECESSORS: GENDER



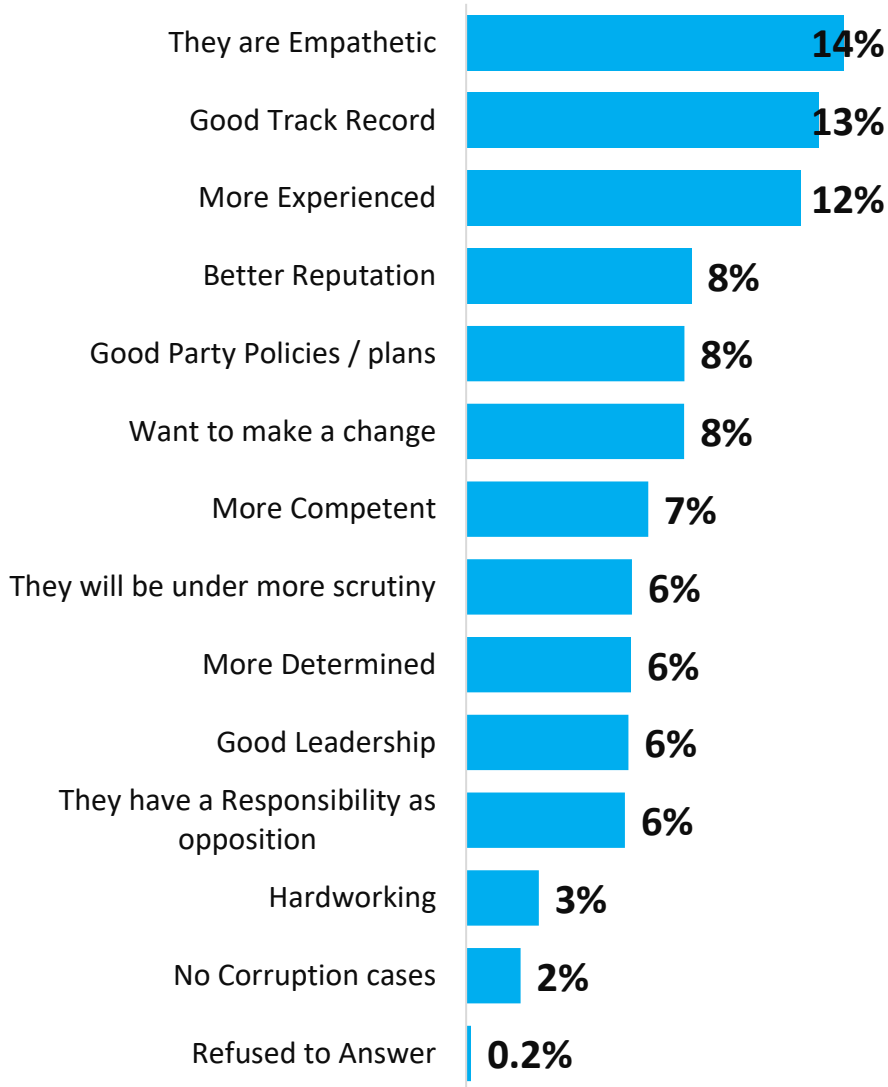
- Both genders show more skepticism than optimism regarding the performance of the new nominees. The higher percentage of "No" responses across both genders indicates a general lack of confidence in the new nominees' potential for improvement.
- The gender gap is relatively small, with a 22% point difference among men and a 14% point difference among women. This indicates that while both genders are skeptical, men are somewhat more critical compared to women.

WHETHER CABINET NOMINEES FROM ODM WILL PERFORM BETTER THAN THEIR PREDECESSORS: AGE

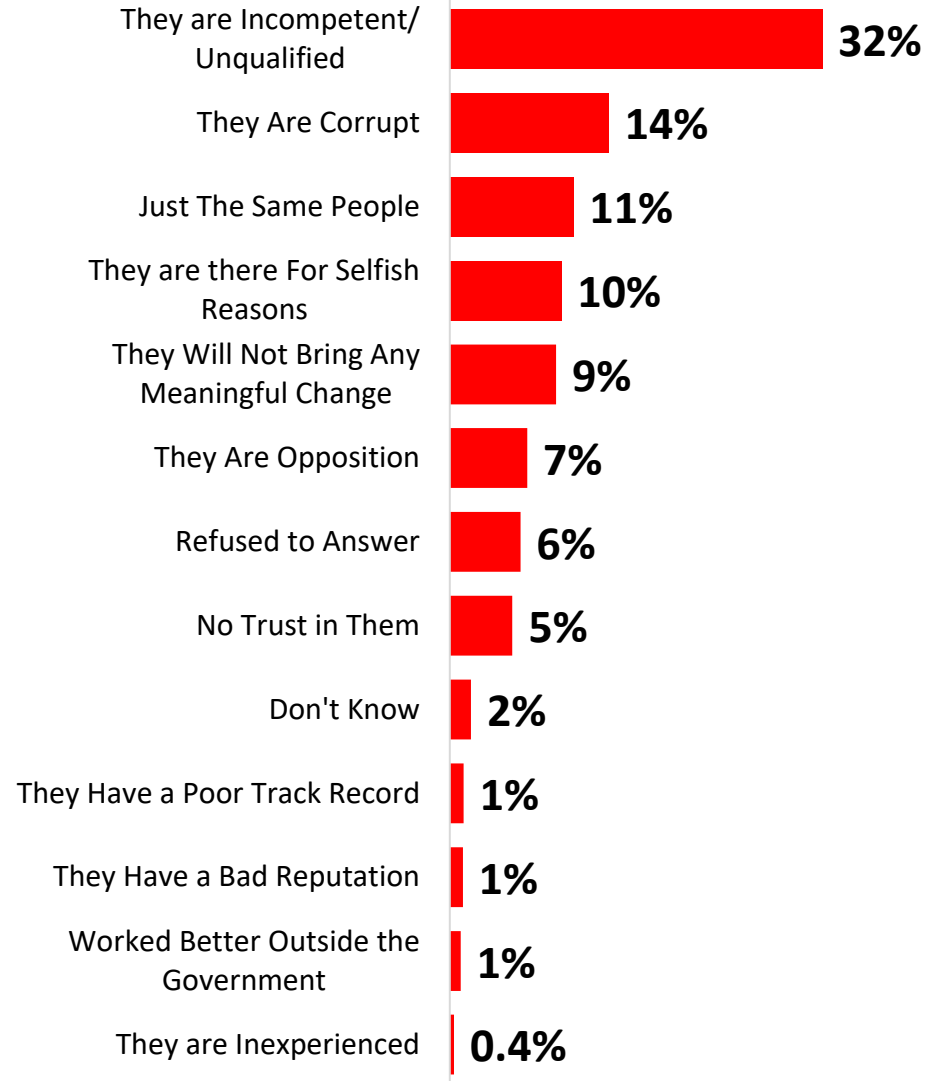


- Younger age groups (18-30) are more likely to be skeptical about the new nominees. For instance, 60% of those aged 18-24 and 55% of those aged 25-30 do not believe the nominees will perform better. This suggests a higher level of skepticism or dissatisfaction among younger individuals.
- For the middle-aged groups (31-50), the skepticism remains notable but varies slightly. For instance, 58% of those aged 31-35, 64% of those aged 36-40, 71% of those aged 41-45, and 56% of those aged 46-50 express doubt about the new nominees' performance. The levels of skepticism tend to increase with age within this range.
- 55+ Age group shows a significant majority (66%) believing that the new cabinet nominees will perform better than their predecessors, which is contrary to the trend seen in other age groups. This indicates a higher level of optimism among older individuals.

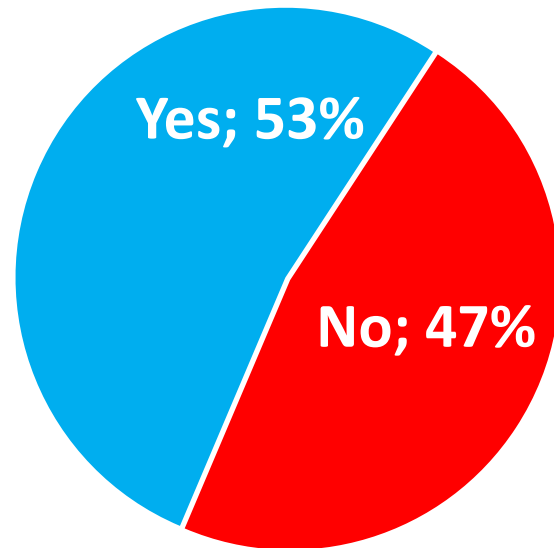
Reasons why ODM cabinet nominees will perform better than their predecessors N=393



Reasons why ODM cabinet nominees will not perform better than their predecessors N=594

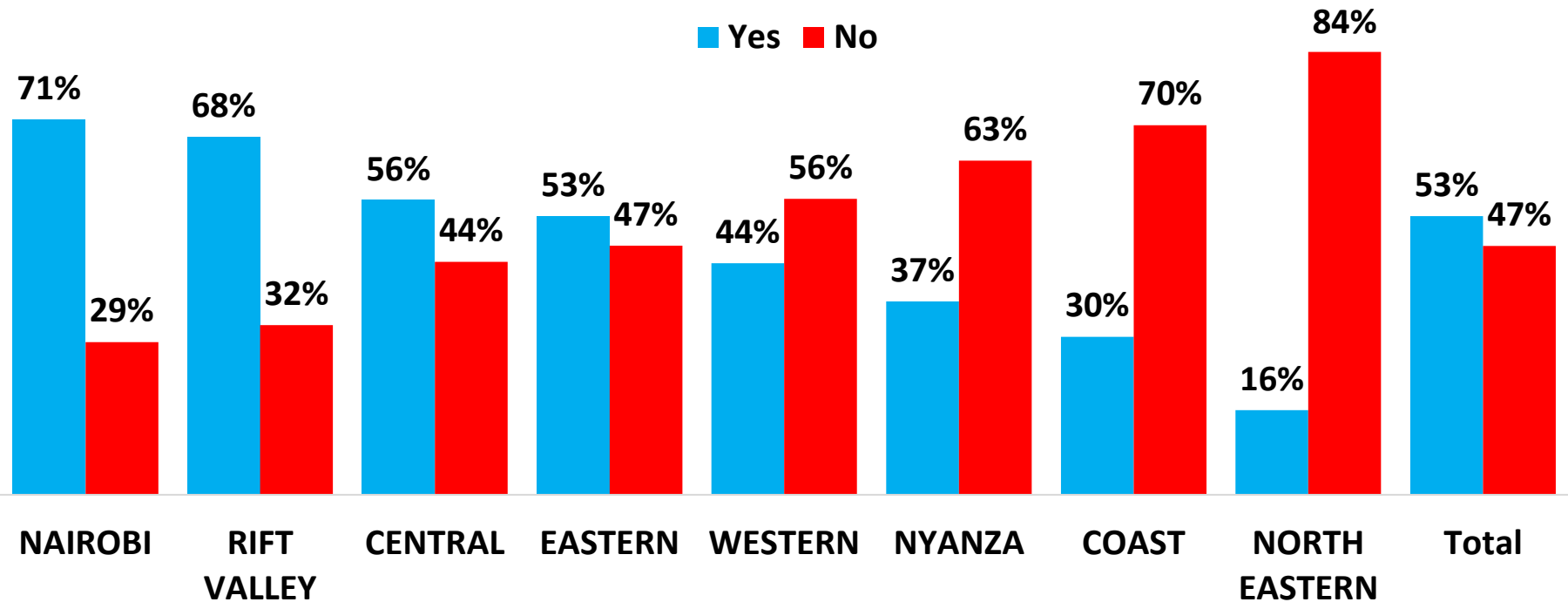


WHETHER OTHER PARTIES IN AZIMIO CAN SPEAR OPPOSITION WITHOUT ODM



- A slim majority of respondents believe that Martha Karua, Kalonzo Musyoka, and others can effectively lead a strong opposition. This indicates a moderate level of confidence in their ability to provide robust opposition leadership despite the political shifts.
- Almost half of the respondents doubt their ability to lead a strong opposition. This shows a significant portion of the population is skeptical about their effectiveness in this role.
- The close split (53% Yes, 47% No) reflects a divided opinion on the issue. This balance suggests that while there is some support for the opposition leadership, there is also considerable concern or uncertainty.
- Overall, the insights indicate a mixed but slightly positive perception of the ability of Martha Karua, Kalonzo Musyoka, and their colleagues to lead a strong opposition. The balance of opinion highlights both support and skepticism, pointing to the need for these leaders to actively work on proving their effectiveness in their new roles.

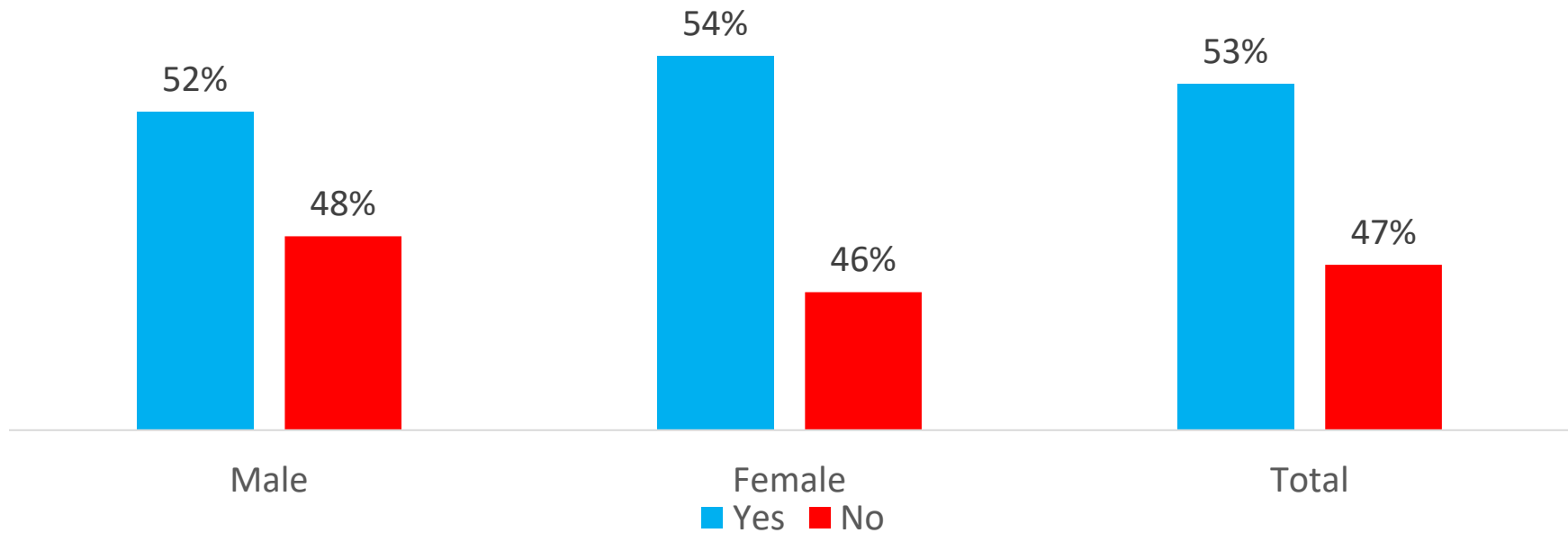
WHETHER OTHER PARTIES IN AZIMIO CAN SPEAR OPPOSITION WITHOUT ODM: REGION



- Rift Valley and Nairobi are notably supportive, indicating regional optimism or higher expectations from the opposition leaders.
- North-Eastern and Coast have the highest levels of skepticism, reflecting strong doubts or concerns about the leaders' ability to lead effectively.
- Regions like Central, Eastern, and Western show more balanced or moderate views, with varying levels of support and skepticism.
- The varying levels of confidence across regions suggest that the effectiveness of the opposition leaders will be closely watched and assessed differently depending on regional perspectives

Now that the main Opposition Party ODM from Azimio has allegedly joined the Kenya Kwanza government, Do you think Martha Karua, Kalonzo Musyoka, Kioni, etc Can Spear head a strong Opposition? N=1000

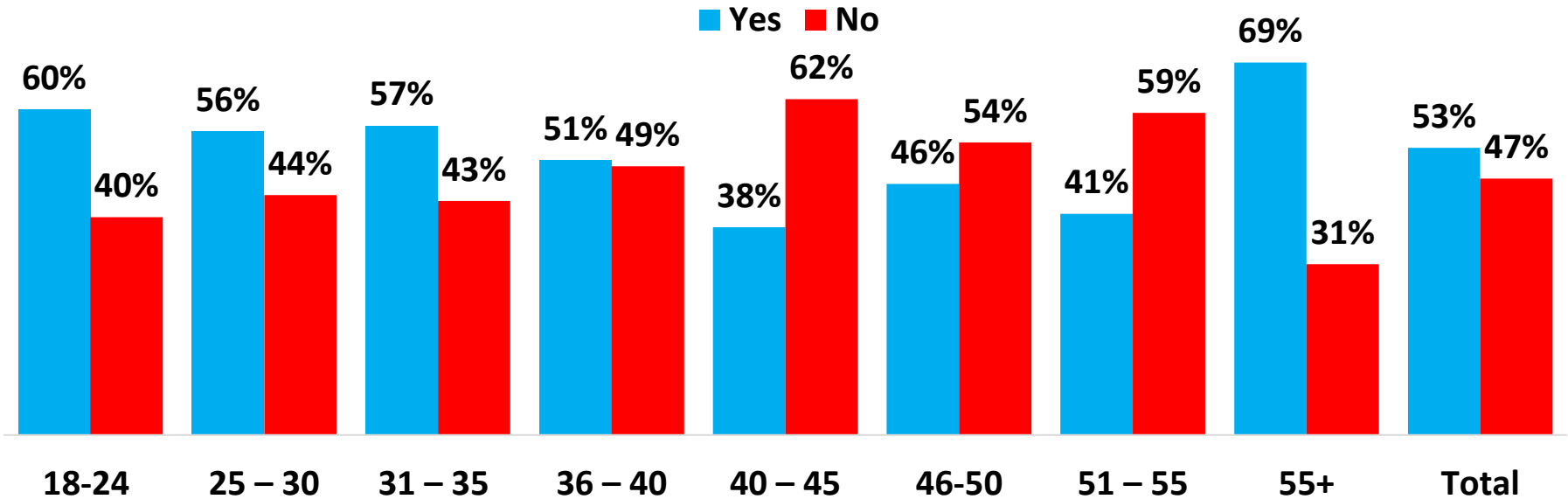
WHETHER OTHER PARTIES IN AZIMIO CAN SPEAR OPPOSITION WITHOUT ODM: GENDER



- The male respondents are slightly more inclined to believe that the leaders can effectively lead a strong opposition. This indicates a modest level of confidence among men.
- Female respondents show slightly higher confidence than their male counterparts. The majority of women believe in the leaders' ability to lead a strong opposition, reflecting a slightly more positive view.
- Both genders show a majority in favor of the leaders' potential to lead an effective opposition, but the margin is relatively narrow. This suggests that while there is more support than skepticism, the level of confidence is not overwhelmingly high.

Now that the main Opposition Party ODM from Azimio has allegedly joined the Kenya Kwanza government, Do you think Martha Karua, Kalonzo Musyoka, Kioni.etc Can Spear head a strong Opposition?N=1000

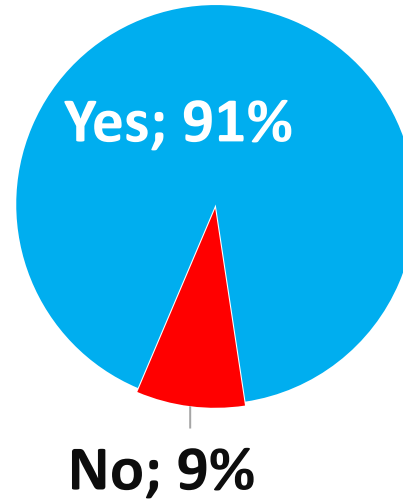
WHETHER OTHER PARTIES IN AZIMIO CAN SPEAR OPPOSITION WITHOUT ODM: AGE



- Younger age groups (18-30) are more confident in the leaders' ability to lead a strong opposition.
- Middle age groups (31-50) display a mix of confidence and skepticism. The trend shows increasing skepticism with age, particularly pronounced in the 41-45 and 46-50 age groups.
- Older age group (55+): Displays the highest level of confidence, contrasting sharply with the middle-aged groups.

Now that the main Opposition Party ODM from Azimio has allegedly joined the Kenya Kwanza government, Do you think Martha Karua, Kalonzo Musyoka, Kioni.etc Can Spear head a strong Opposition?N=1000

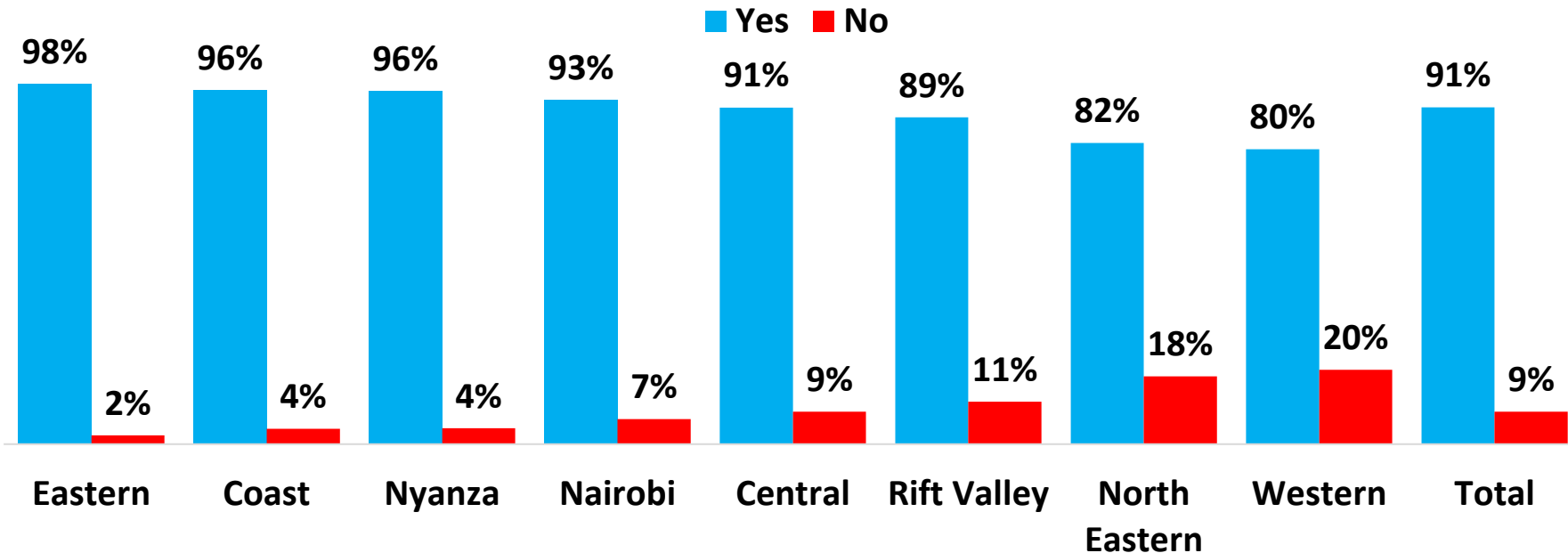
SUPPORT FOR GEN Z IN HOLDING THE GOVERNMENT ACCOUNTABLE & PRIORITISING THE INTERESTS OF THE COUNTRY



- A significant majority of respondents (91%) support the GenZ movement's efforts to hold the government accountable and prioritize national interests. This indicates a high level of public agreement with the movement's goals and objectives.
- A very small percentage of respondents (9%) do not support the movement. This shows minimal opposition or skepticism towards the GenZ movement.
- The high level of support suggests that the GenZ movement resonates strongly with the public. It reflects a broad-based agreement with the movement's focus on government accountability and national interests.
- Overall, the data indicates robust public backing for the GenZ movement's focus on government accountability and national interests, suggesting a favorable environment for its advocacy and initiatives.

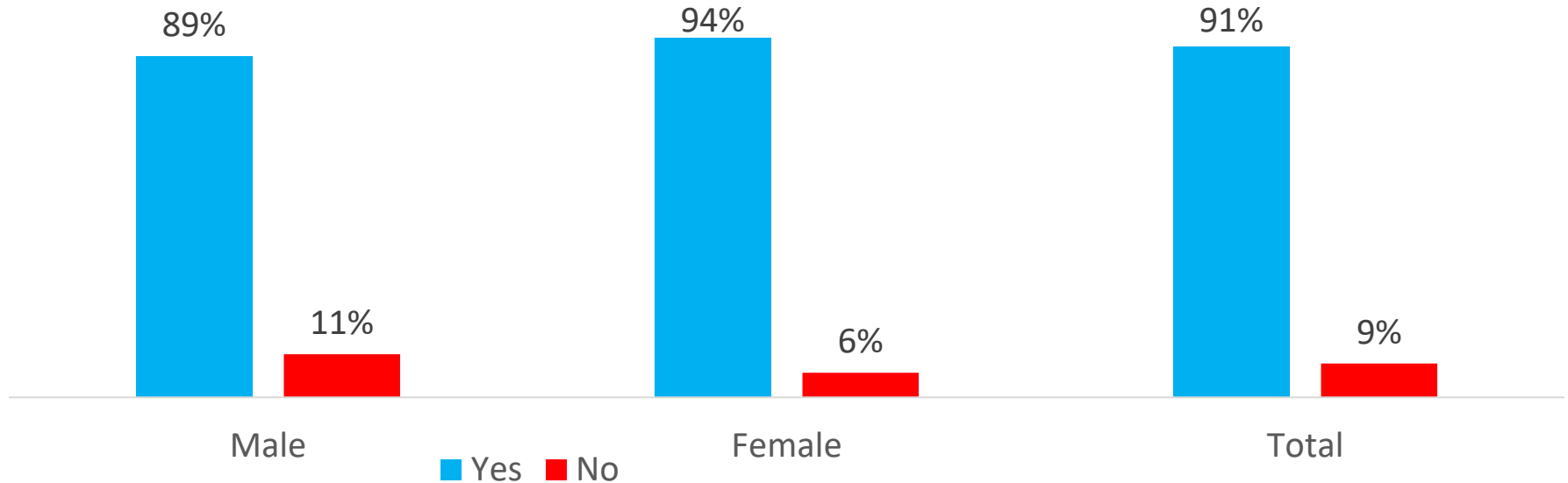


SUPPORT FOR GEN Z IN HOLDING THE GOVERNMENT ACCOUNTABLE & PRIORITISING THE INTERESTS OF THE COUNTRY: REGION



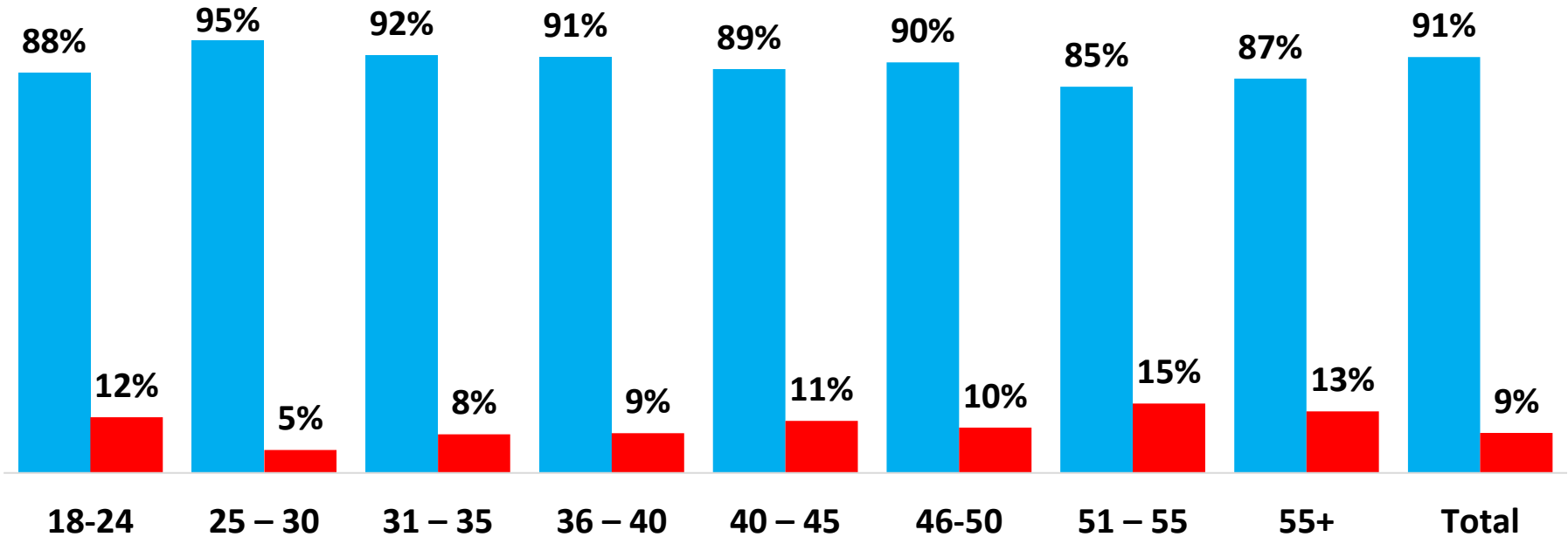
- Most regions show very high levels of support, suggesting widespread agreement with the GenZ movement's focus on accountability and national interests. The support is particularly notable in Eastern, Nyanza, and Coast.
- There is some regional variability, with North-Eastern and Western showing slightly lower support compared to other regions.
- The overall high level of support across most regions indicates a strong public endorsement of the GenZ movement's goals, suggesting a favorable environment for their initiatives and advocacy efforts.

SUPPORT FOR GEN Z IN HOLDING THE GOVERNMENT ACCOUNTABLE & PRIORITISING THE INTERESTS OF THE COUNTRY: GENDER



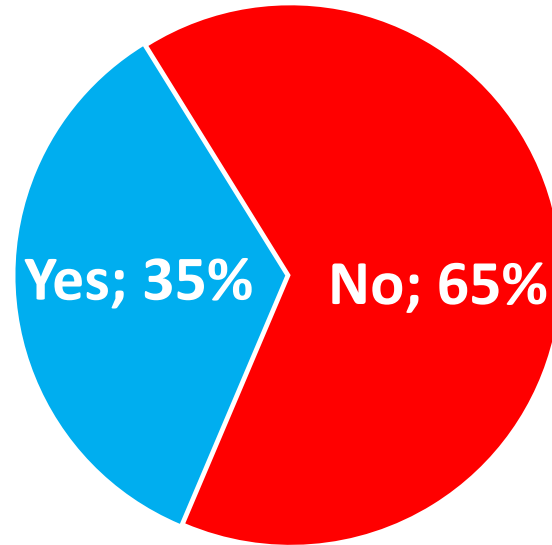
- Women exhibit stronger support for the GenZ movement, with 94% backing it compared to 89% of men. This suggests that female respondents may have a slightly more positive or enthusiastic view of the movement's objectives.
- The difference between male and female support is relatively small (5 percentage points), indicating that while women are slightly more supportive, the overall level of support is high across both genders.
- The data indicates that the GenZ movement enjoys strong support from both genders, with women showing slightly higher enthusiasm. This widespread support suggests a positive reception of the movement's focus on accountability and national interests.

SUPPORT FOR GEN Z IN HOLDING THE GOVERNMENT ACCOUNTABLE & PRIORITISING THE INTERESTS OF THE COUNTRY: AGE



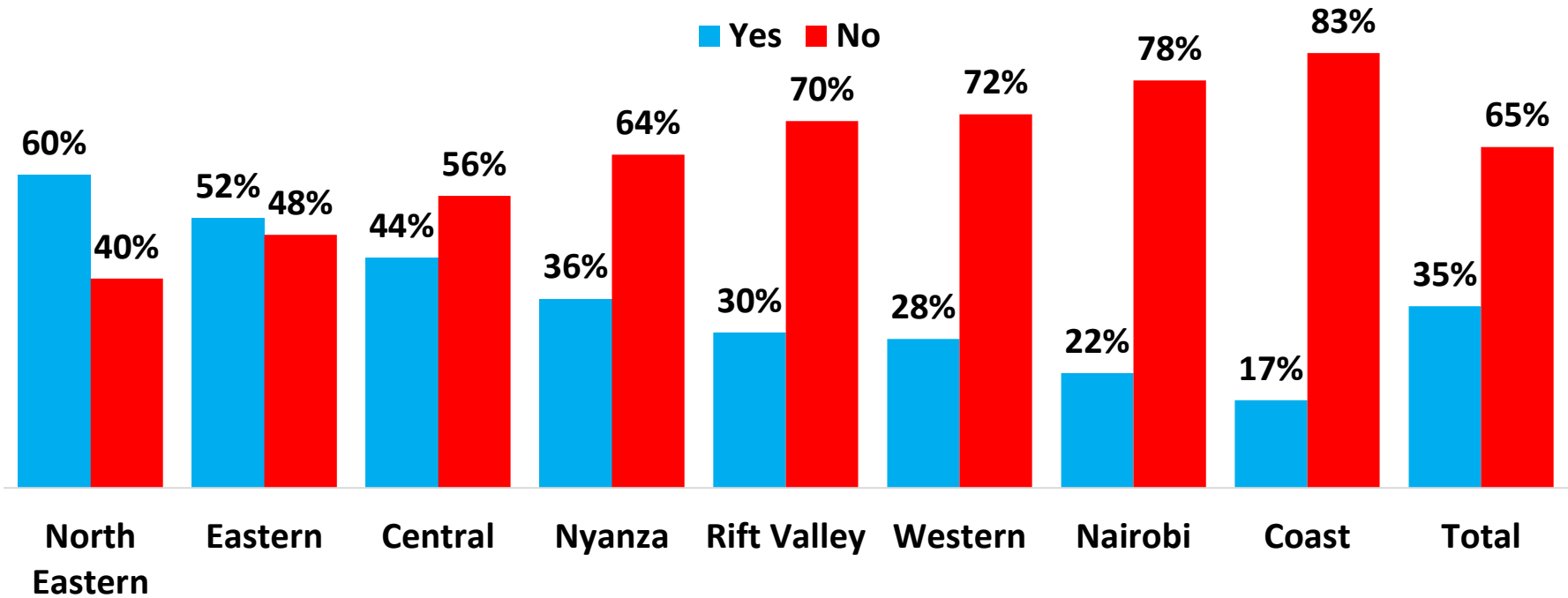
- Younger age groups (18-40) show higher levels of support for the GenZ movement, with the 25-30 age group exhibiting the strongest endorsement. This suggests that younger individuals are particularly engaged with and supportive of the movement's goals.
- Middle age groups (31-50) support remains high but is somewhat lower compared to the younger age groups. The percentage of support decreases slightly with age, with the 51-55 age group showing the lowest level of support among the age brackets.
- Older age group (55+): shows strong support, although it is slightly less enthusiastic compared to the younger age groups.
- The data reveals that the GenZ movement enjoys strong support across all age groups, with the highest levels of enthusiasm among younger individuals.

WHETHER THE PRESIDENT HAS HEARD THE GEN Z



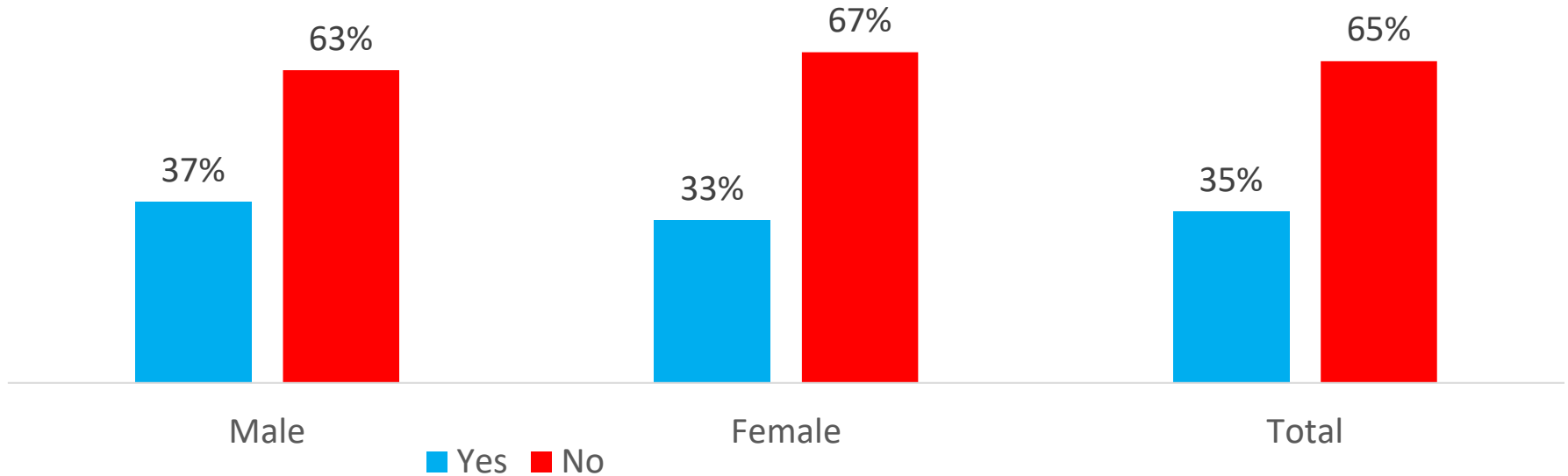
- A majority of respondents feel that the president has not listened to or considered the GenZ movement's issues. This suggests a prevalent sentiment of dissatisfaction or disconnection between the movement's goals and presidential actions.
- A minority of respondents believe that the president has taken the GenZ movement's concerns into account.
- The significant majority who believe that the president has not listened indicates a strong perception that the GenZ movement's concerns are not being addressed by the current administration. This could reflect a gap between the movement's expectations and the administration's responses or policies.

WHETHER THE PRESIDENT HAS HEARD THE GEN Z: REGION



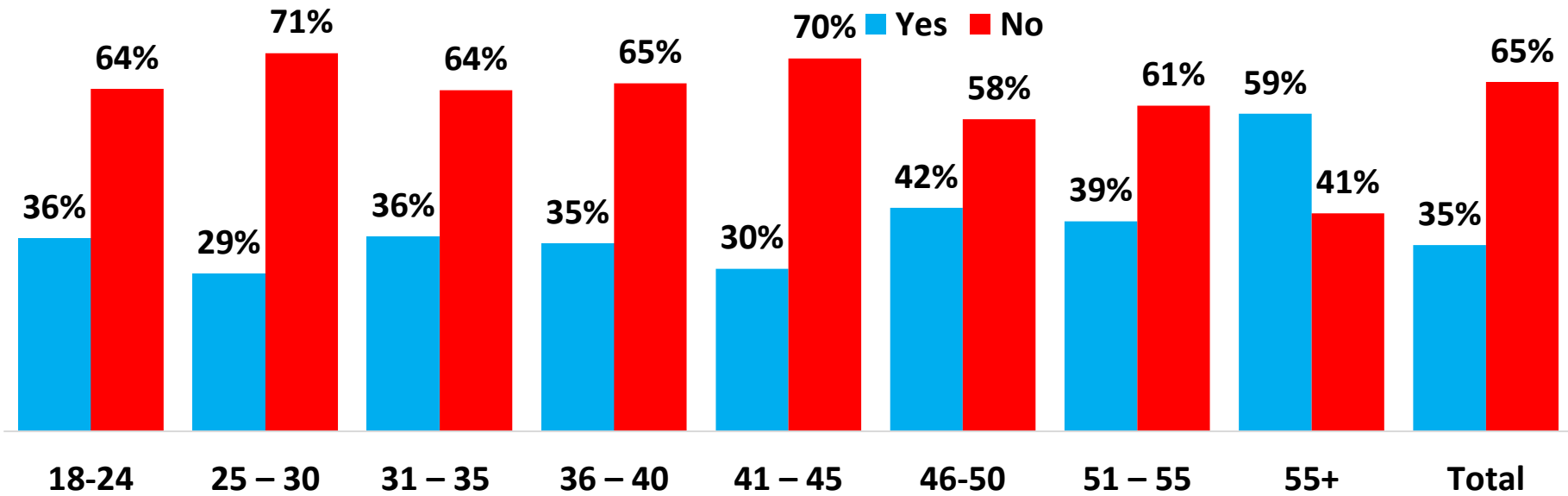
- Regions like Nairobi, Coast, and Western show the highest levels of dissatisfaction, indicating a perception of significant disconnection between the administration and the GenZ movement's concerns.
- Central and Eastern regions exhibit a more balanced view, with higher percentages believing the president has considered the GenZ movement's issues, though they are not the majority.
- North-Eastern shows the highest level of belief that the president has considered the GenZ movement, although it is still less than a majority.

WHETHER THE PRESIDENT HAS HEARD THE GEN Z: GENDER



- A significant majority of male respondents feel that the president has not listened to or considered the GenZ movement’s concerns. This reflects a perception of inattention or disconnect from the administration.
- Female respondents also show a majority feeling that the president has ignored the GenZ movement’s issues, with a slightly higher percentage of dissatisfaction compared to men.
- Women show a marginally higher level of dissatisfaction (67%) compared to men (63%). This suggests that female respondents are slightly more critical of the president’s consideration of the GenZ movement’s concerns.
- In summary, the gender split shows that both men and women feel that the president has not adequately addressed the GenZ movement’s concerns, with women showing slightly higher dissatisfaction.

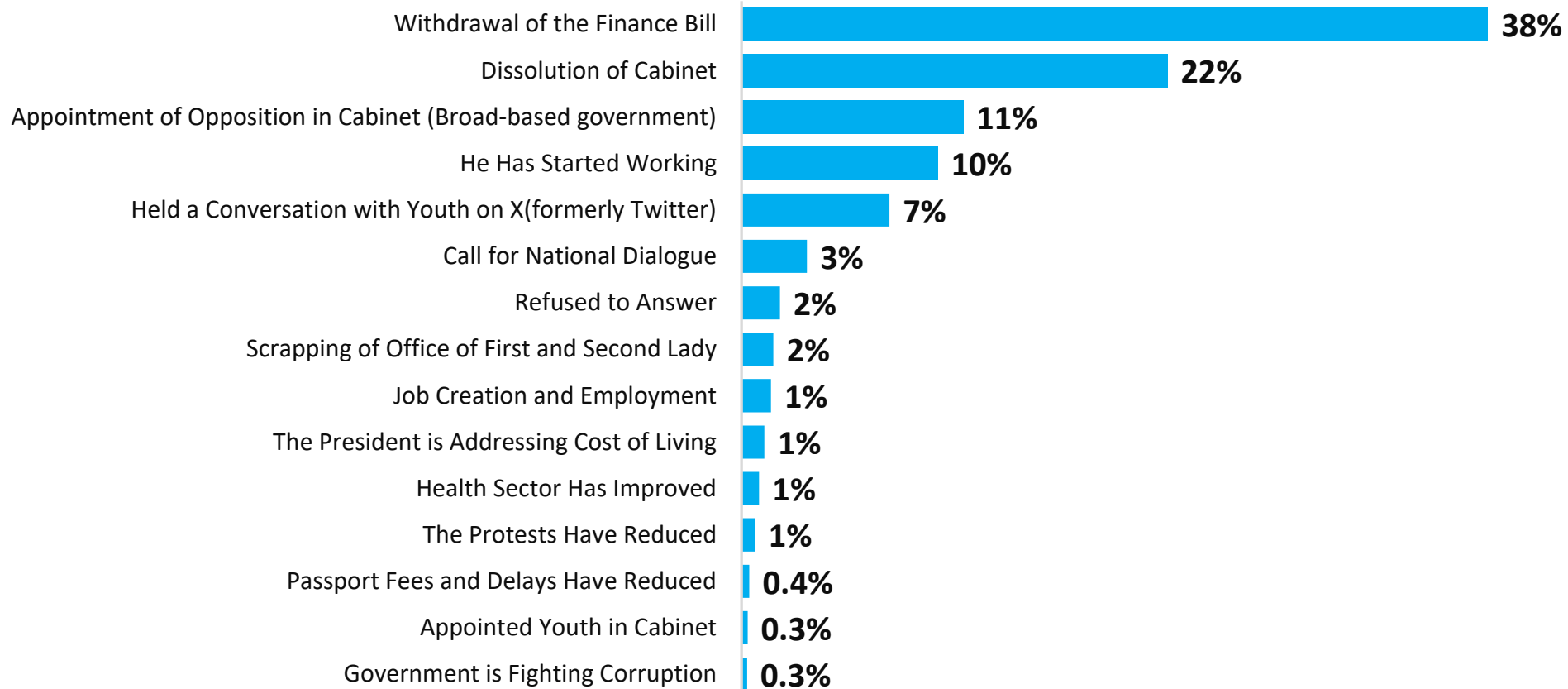
WHETHER THE PRESIDENT HAS HEARD THE GEN Z: AGE



- Younger age groups (18-40) show higher levels of dissatisfaction, with significant majorities feeling that the president has not considered the GenZ movement’s concerns. This suggests a gap in perceived responsiveness or engagement from the administration towards younger individuals.
- Older age group (46+) exhibit more varied perceptions, with the 55+ group showing relatively higher belief that the president has listened, though still with a significant portion feeling ignored. The 46-50 and 51-55 groups also show more moderate levels of dissatisfaction compared to the younger age groups.
- In summary, the age split shows significant dissatisfaction among younger individuals regarding the president’s consideration of the GenZ movement’s concerns, with older individuals showing more varied perceptions.



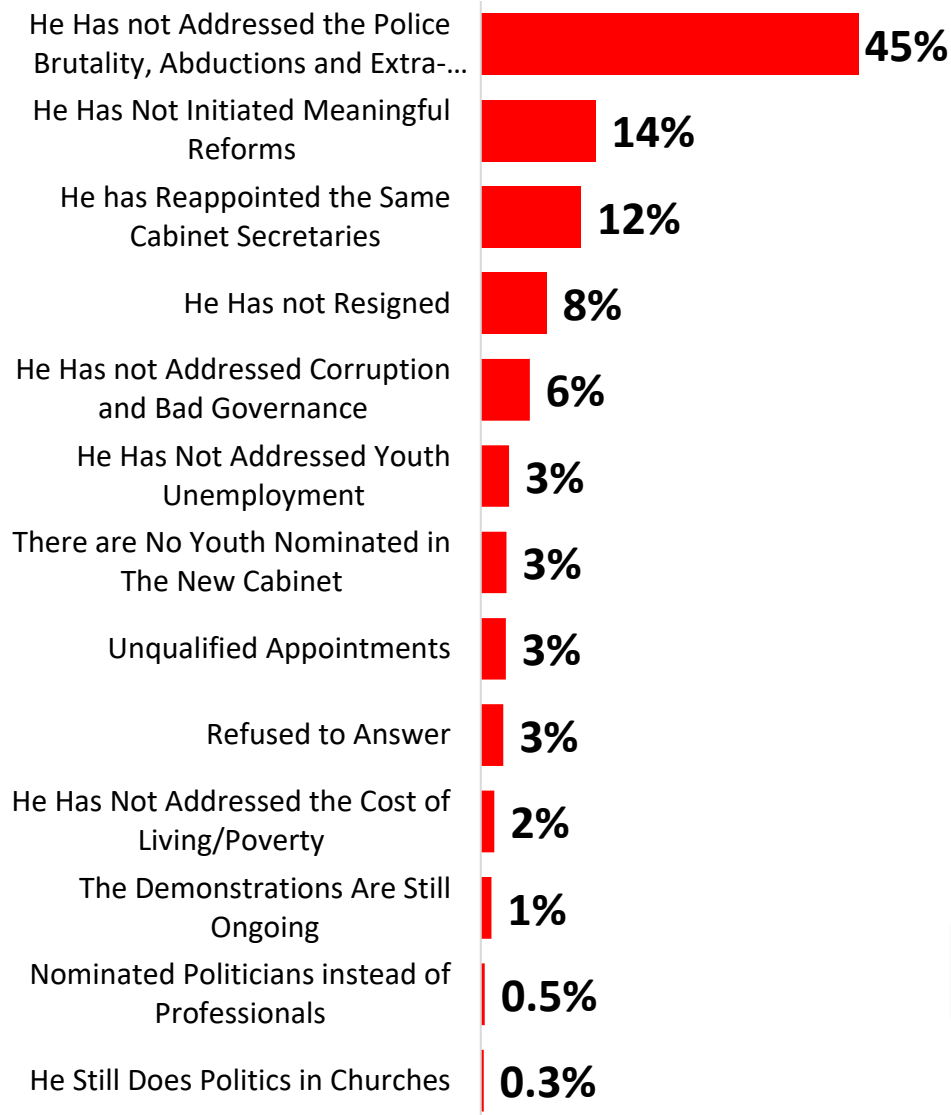
FACTORS THAT SUGGEST THE PRESIDENT IS ADDRESSING GEN Z'S CONCERNS



Reasons why the president has heard the Gen Z N=352

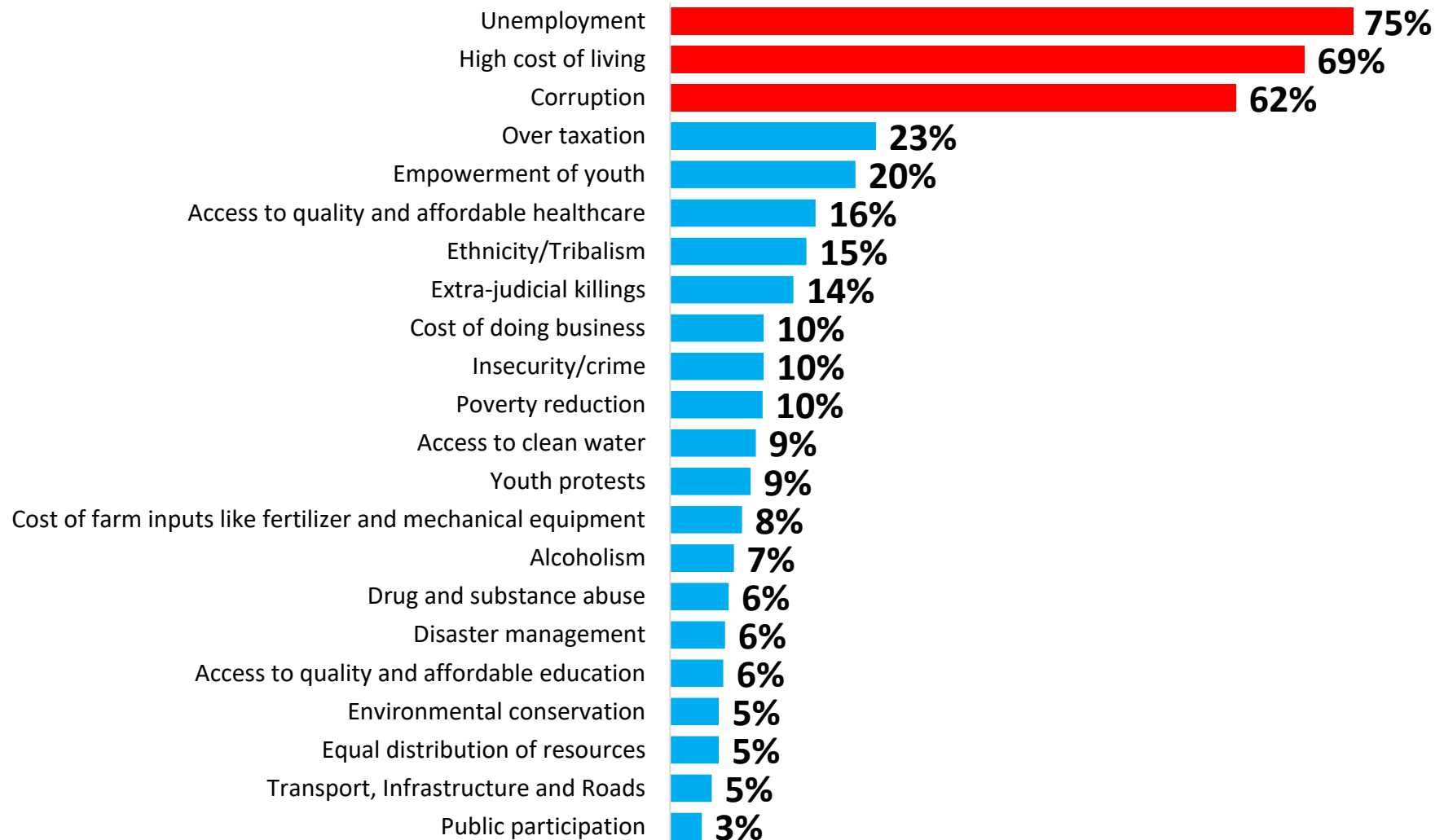


EXPLORING THE DISCONNECT: WHY GEN Z FEELS THE PRESIDENT ISN'T LISTENING



Reasons why the president has not heard the Gen Z
N=660

ISSUES OF CONCERN



Which three key issues concern you as Kenyan need to be addressed by the government as a matter of priority? N=1000

ISSUES OF CONCERN: REGION

	Coast	North Eastern	Eastern	Central	Rift Valley	Western	Nyanza	Nairobi	Total
Unemployment	97%	62%	84%	68%	65%	74%	76%	79%	75%
High cost of living	79%	85%	80%	62%	51%	65%	89%	77%	69%
Corruption	82%	72%	75%	72%	54%	47%	57%	49%	62%
Over taxation	13%	33%	18%	20%	26%	29%	20%	23%	23%
Empowerment of youth	1%	9%	10%	15%	29%	31%	29%	20%	20%
Access to quality and affordable healthcare	2%	14%	7%	23%	27%	10%	14%	13%	16%
Ethnicity/Tribalism	4%	19%	38%	18%	17%	5%	2%	7%	15%
Extra-judicial killings	9%	-	28%	16%	19%	4%	1%	10%	14%
Cost of doing business	-	2%	10%	16%	20%	1%	7%	3%	10%
Insecurity/crime	6%	2%	3%	11%	24%	3%	5%	6%	10%
Poverty reduction	6%	2%	11%	9%	21%	7%	2%	4%	10%
Access to clean water	-	9%	2%	12%	21%	2%	4%	7%	9%
Youth protests	7%	6%	3%	7%	12%	11%	9%	13%	9%
Cost of farm inputs	-	-	3%	21%	16%	3%	-	1%	8%
Alcoholism	-	-	6%	12%	17%	-	-	1%	7%
Drug and substance abuse	-	3%	3%	9%	17%	2%	-	2%	6%
Disaster management	-	0%	2%	11%	15%	-	-	2%	6%
Access to quality and affordable education	2%	14%	1%	10%	8%	3%	6%	5%	6%
Environmental conservation	-	2%	1%	10%	14%	-	1%	1%	5%
Equal distribution of resources	-	2%	2%	9%	14%	2%	-	1%	5%
Transport, Infrastructure and Roads	-	2%	-	6%	10%	2%	4%	2%	5%
Public participation	2%	-	-	3%	6%	7%	4%	-	3%

Which three key issues concern you as Kenyan need to be addressed by the government as a matter of priority?N=1000

ISSUES OF CONCERN: GENDER & AGE

	Gender		Age								Total
	Male	Female	18-24 years	25 – 30 years	31 – 35 years	36 – 40	40 – 45	46-50	51 – 55	55+	
Unemployment	72%	77%	68%	78%	78%	71%	79%	74%	61%	66%	75%
High cost of living	67%	72%	59%	64%	65%	76%	82%	74%	77%	87%	69%
Corruption	62%	62%	57%	66%	62%	66%	63%	61%	58%	14%	62%
Over taxation	26%	19%	28%	23%	16%	27%	23%	21%	30%	11%	23%
Empowerment of youth	20%	21%	28%	22%	20%	18%	11%	17%	12%	54%	20%
Access to quality & affordable healthcare	17%	15%	19%	25%	17%	9%	8%	6%	13%	20%	16%
Ethnicity/Tribalism	16%	13%	8%	18%	19%	21%	7%	10%	3%	-	15%
Extra-judicial killings	15%	12%	7%	17%	16%	16%	11%	13%	-	-	14%
Cost of doing business	12%	9%	7%	16%	12%	10%	6%	4%	2%	-	10%
Insecurity/crime	9%	11%	11%	14%	11%	5%	5%	8%	10%	17%	10%
Poverty reduction	9%	11%	16%	12%	8%	11%	6%	7%	11%	5%	10%
Access to clean water	10%	9%	8%	13%	12%	4%	9%	5%	10%	7%	9%
Youth protests	9%	8%	9%	7%	11%	6%	7%	13%	9%	13%	9%
Cost of farm inputs	8%	8%	10%	12%	9%	6%	3%	2%	7%	-	8%
Alcoholism	8%	6%	5%	12%	9%	6%	3%	1%	-	-	7%
Drug and substance abuse	6%	6%	9%	9%	8%	4%	2%	2%	3%	-	6%
Disaster management	6%	6%	6%	10%	7%	5%	1%	2%	-	-	6%
Access to quality & affordable education	6%	6%	6%	6%	4%	4%	8%	10%	14%	3%	6%
Environmental conservation	5%	6%	6%	10%	5%	3%	1%	2%	-	8%	5%
Equal distribution of resources	6%	4%	7%	8%	7%	4%	2%	1%	-	-	5%
Transport, Infrastructure and Roads	5%	4%	2%	6%	4%	4%	4%	4%	9%	7%	5%
Public participation	5%	2%	1%	4%	4%	3%	-	4%	-	16%	3%

Which three key issues concern you as Kenyan need to be addressed by the government as a matter of priority?N=1000



THE END
Thank you

Office Park, Karen, Nairobi, Kenya

 +254 727 815 626

 info@irs.co.ke

 www.irs.co.ke